




Chanukah & Light Nature Play As The Days Grow Shorter





-CHANUKAH & LIGHT-
NATURE *PLAY* AS THE DAYS
GROW SHORTER

Wet Weather

Weather Guides

Over 65 degrees, dry

Sunscreen before arriving at school

One long sleeve layer over a short sleeve layer

Breathable, waterproof, close-toed shoes

60-45 degrees, dry

Comfortable water proof jacket

Close toed comfortable shoes, water proof or provide backup pair, with socks

Rainy weather, as low as 35 degrees

Warm long sleeve layer over a short sleeve layer

Rain jacket

Rain pants or provide extra clothing to change into

Rain boots, comfortable shoes for indoors

Preschool Supplies



Infant-Toddler Supplies



Winter

Weather Guides

Under 35 degrees

Warm long sleeve layer over a short sleeve layer

Winter coat

Snowpants

Gloves

Hat

Snow boots, comfortable shoes for indoors

Under 20 degrees

We are outside more than 20 minutes

We will go outside for 10 minutes or less down to 10 degrees

Warm long sleeve layer over a lighter short sleeve layer

Winter coat

Snowpants

Stretchy gloves or mittens

Under waterproof snow mittens

Hat

Scarf or neck warmer

Snow boots, comfortable shoes for indoors



Exploring Light through different sources, with the goal of creating a sense of Wonder

Sources of Lights




Candles



Glow Sticks



mirrors



Prism



Fairy Lights



Flashlights

Interacting with Light



Blacklight



Ice



Periscope



Kaleidoscope




Ice



Frozen Balloons

Interacting with
unique and varied
materials uses

Light to inspire
Creativity



housingaforest.com



housingaforest.com



INSTRUCTIONS FOR ICE BLOCK PAINTING

- **Lit ice painting**
- Flashlight
- Clear Plastic Bin
- Paint Brushes
- Block of Ice ~ freeze your own or buy one
- Tray to catch the melting, painty water
- Liquid Watercolors or watered down Tempera Paint
- Rock Salt

INSTRUCTIONS FOR GLOW STICK PAINTING

- **Making glow stick ice painting**
- Materials needed to make a **Glow Stick Ice Painting**:
- Glow Sticks – we used both the skinny bracelets and the thicker glow sticks. Both worked great
- Thick Ice Block – thick enough to make sure that it won't crack when you drill holes in it.
- Electric Drill – please take precautions when using power tools
- Drill Bits – find one that is just larger than the glow stick. We also used a drill bit extender.
- Water Color paints
- Paint Brushes
- Course Salt
- Tray to catch any of the drips
- We drilled about 4 holes into our ice block deep enough to hide a Glow stick in. One of the things that we found out the hard way was to keep the drill moving. If you let the drill sit in the ice it will freeze there. Oops. The ice eventually melts so you will get it back, it might just take a while;)

Glow stick Ice Painting



Engaging with
different
materials expands
the concept of
Light across
curriculum

Engaging with Materials

 <p>Chanukah Candles</p>	 <p>Birthday Candles</p>	 <p>Havdallah Candles</p>
 <p>Shabbat Candles</p>	 <p>Tree Blocks</p>	 <p>Logs</p>
 <p>Tree Cookies</p>	 <p>Bubble Wrap</p>	 <p>Fabric</p>
 <p>Magnatiles</p>	 <p>Containers of Water</p>	 <p>Sea Glass</p>

Curriculum Extensions



Sprouting Potato



Growing Experiments



Observation Tank



Hand Drill



Kelly Kettle



Sundial

Expanding the
concept of **Light**
into greater, more
challenging depths
of study, embracing
child-led
curriculum

Expanding the
concept of **Light**
to explore and form
connections with
the
**Natural
World**

Connecting with Nature



Big Body Bubble Wands



Chalk



Fabric



Bats



Nocturnal Animals



Sunglasses



RESOURCE ON BATS

<https://childhoodbynature.com/why-bats-need-your-kids-to-love-them/?fbclid=IwAR3qNeqxLZwda4WtfO4ld1N9GvooNaZoKuEIGS2EOekEnFfIMJze9cdO8No>



Non-fiction:

- Night City** by Monica Wellington Dutton Books Explores professions that work at night
- Sunlight and Shadows** by John and Catherine Polgeen Double Day Learn about day changing to night and months grouped into seasons
- Night Lights** by Joel Rothman A. Whitman When the sun goes down, what do people do to bring light into their lives?
- Step Into night** by Joanne Ryder Four Winds Press What does it feel like --- **when night comes?** What things do you see? What animals come out (beautiful pictures) by Judith Rinard
- Night Animals Creatures of the Night** by Mark Carwardine
- Daylight, Nightlight** by Frank M. Branley Harper -Collins similar to above book
- In the Night** by Paul Showers Crowell NY Who can see in the dark? Shows how your eyes adjust
- Footprints and Shadows** by Ann Wescott Dodd Simon and Schuster. Footprints and Shadows come and go mysteriously Beautiful illustrations
- Wake Up, Goodnight** by Charlotte Zolotow Harber and Row What noises and activities signal the beginning of day and what noises and activities signal the end of day and time to go to sleep?
- You Are Light** by Aaron Becker Beautiful book with colored cellophane showing the different colors of light

Fiction books:

- **Switch on the Night** by Ray Bradbury Alfred Knopf About a little boy who doesn't like night until he meets a little girl called "Dark" who shows him wonderful things about night.
- **Who's Afraid of the Dark?** by Crosby Bonsai Harper and Row A sister gives her little brother advice on how to help his dog get over being scared of the dark
- **Owl Babies** by Martin Waddell Candlewick Press Three owl babies worry about when their mother will return in the night
- **Goodnight Mr Night** by Dan Yaccarino Each evening gentle Mr Night walks the earth closing flowers, etc. When you see him, you know its time for bed
- **Look at the Moon** by Mary Garelick The moon sees many animals that come out when its out
- **Good Night Moon** by Margaret Wise Brown
- **Wait Til the Moon is Full** by Margaret Wise Brown A raccoon waits for the full moon to explore in the dark with the moon lighting his way
- **The Dream Eater** by Christian Garrison Bradbury Press An oriental tale of a village that is plagued by bad dreams and what happens when a little boy saves a creature named Baku.
- **The Dreamcatcher** by Audrey Osofsky Orchard Books An Ojibway story about a mother making a dream catcher for her baby's bad dreams
- **The Night World** by Mordechai Gerstein PJ Library Boy experiences the magic of sunrise

What does SUCCESS look like?

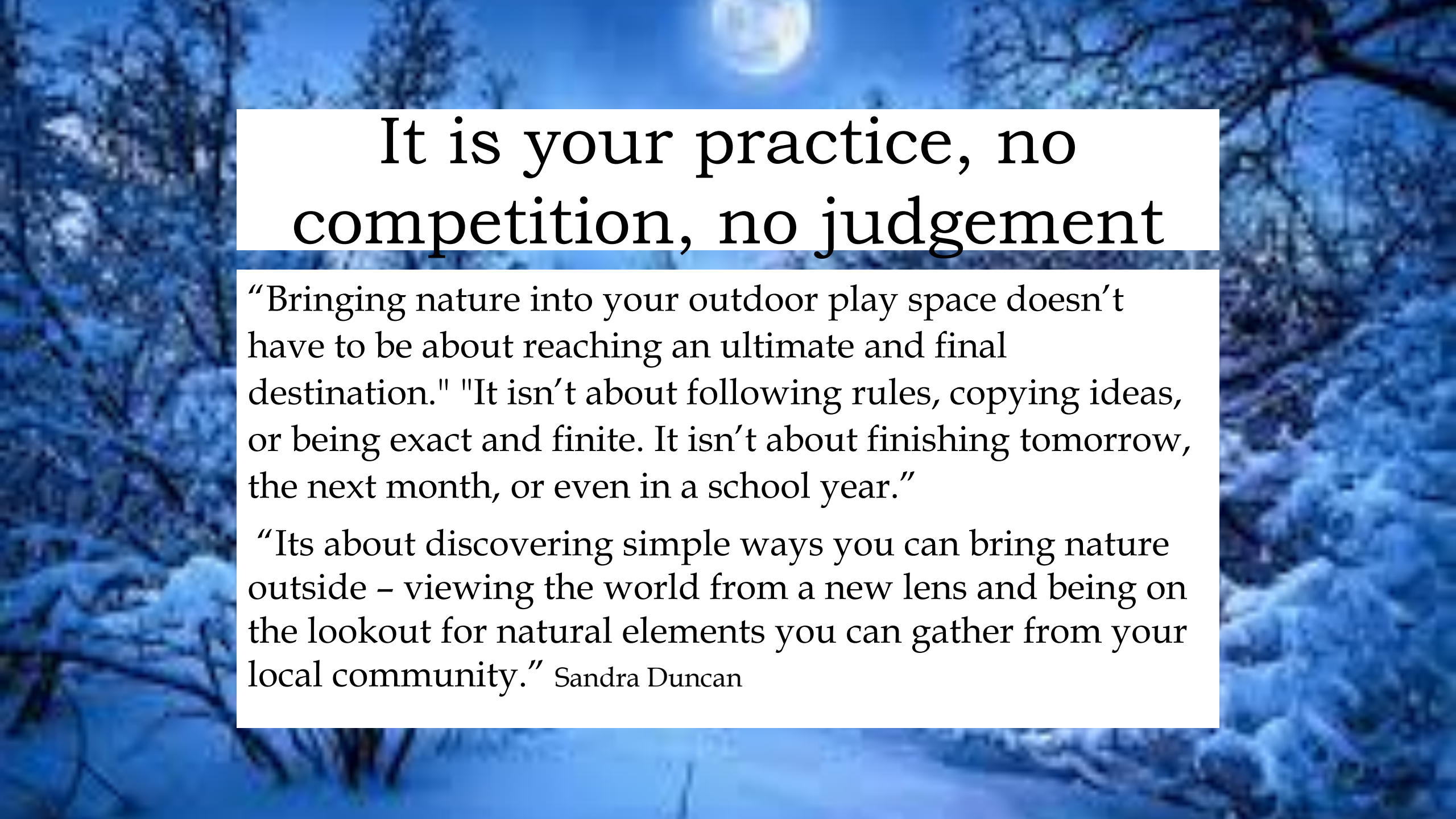
Did the children work collaboratively?

Did whatever they created stay up?

Did the children go back to it, to do the activity in the same way (shows they are processing) or bring other materials to incorporate?

Were the children able to be independent in their explorations?

Did they ask questions, make predictions, observations?




It is your practice, no competition, no judgement

“Bringing nature into your outdoor play space doesn’t have to be about reaching an ultimate and final destination.” “It isn’t about following rules, copying ideas, or being exact and finite. It isn’t about finishing tomorrow, the next month, or even in a school year.”

“Its about discovering simple ways you can bring nature outside – viewing the world from a new lens and being on the lookout for natural elements you can gather from your local community.” Sandra Duncan



Thank You!



Johanna Perlin

rcketjanet@aol.com



Kat Horion

misskat1113@gmail.com





[Check out all Jewish Ed Project upcoming events!](#)